



Access Reader

ID IDENT 4000



PRODUCT DESCRIPTION

The ID IDENT 4000 access reader reads barcodes from mobile screens and printed barcodes.

The ID IDENT 4000 combines QR/barcode and RFID technology in one device, delivering fast reading speed, high recognition rate, and strong compatibility.

The ID IDENT 4000 access reader is a specially designed product for access control with various outputs; it supports Wiegand and RS485 and can be connected to traditional access controllers.

It also supports the Ethernet output interface with a built-in relay module. The access reader is ideal for access control in hotels and corporate buildings.

APPLICATIONS

- **Public Buildings / Administrations**
- **Schools & Universities**
- **Hotels & Gastronomies**
- **Healthcare**

FEATURES

- **For access control with various outputs**
- **Fast reading speed**
- **High detection rate**
- **Strong compatibility**

TECHNICAL DATA

ELECTRICAL SPECIFICATIONS	
Power Supply	DC 5-15V / 155.9 mA
Power Consumption	800 mA
Reading Speed	30 ms
Reading Range	QR up to 10 cm / 3-6 cm RFID
Barcode Type	2D: QR Code, DataMatrix, PDF417 1D: EAN-8/ -13, UPC-A/ -E, ISSN, ISBN, Codebar, Code 39/ 128, Interleaved 2 of 5, Industrial 2 of 5, Standard 2 of 5
Status	Red signal light: working process, Green signal light: successful reading process
Interface	Ethernet

MECHANICAL SPECIFICATIONS	
Dimensions	86 x 86 x 39mm
Material	Scanner window: Tempered glass
Housing	Polycarbonate

SDK INFORMATION	
Supported OS	Windows (XP/7/8/10), Linux

SUPPORTED STANDARDS / TAGS	
RFID HF NFC: 13.56 MHz	
RFID Options	MIFARE Classic 1k, MIFARE Classic 4k, MIFARE Ultralight
NFC Options	NFC Mobile

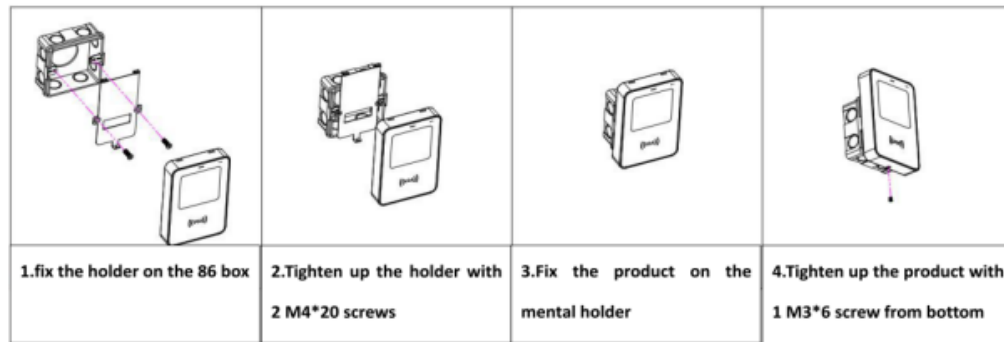
ORDER CODES

VERSIONS	ORDER CODES
ID IDENT 4000 Black	R-EA-ID4000-HF-QR-BK

PRODUCT IMAGE



ASSEMBLY INSTRUCTIONS

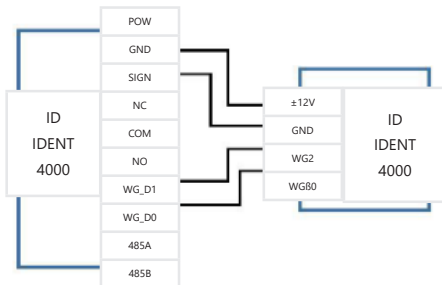


PIN LAYOUT

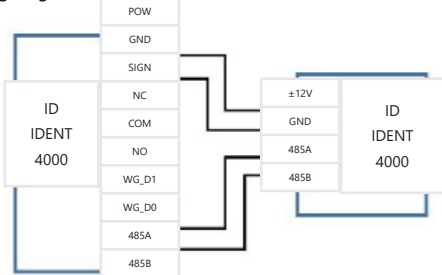
Pin10	Pin9	Pin8	Pin7	Pin6	Pin5	Pin4	Pin3	Pin2	Pin1
POW	GND	SIGN	NC	COM	NO	WG_D1	WG_D0	485A	485B

Pin10	Pin9	Pin8	Pin7	Pin6	Pin5	Pin4	Pin3	Pin2	Pin1
POW	GND	SIGN	NC	COM	NO	TX-	TX+	RX-	RX+

Wiegand wiring diagram



RS485 wiring diagram



ID IDENT 4000 interface	Pin4	Pin3	Pin2	Pin1
Network cable color	Orange	Orange White	Green	Greenwhite

ID IDENT 4000 Ethernet model directly leads four network cable pins, and can be connected to four of the standard eight-core network cables according to the color. The network cable uses the 568B type connection method. Refer to the table below and connect the cables according to color.

Wiring diagram (network device)

